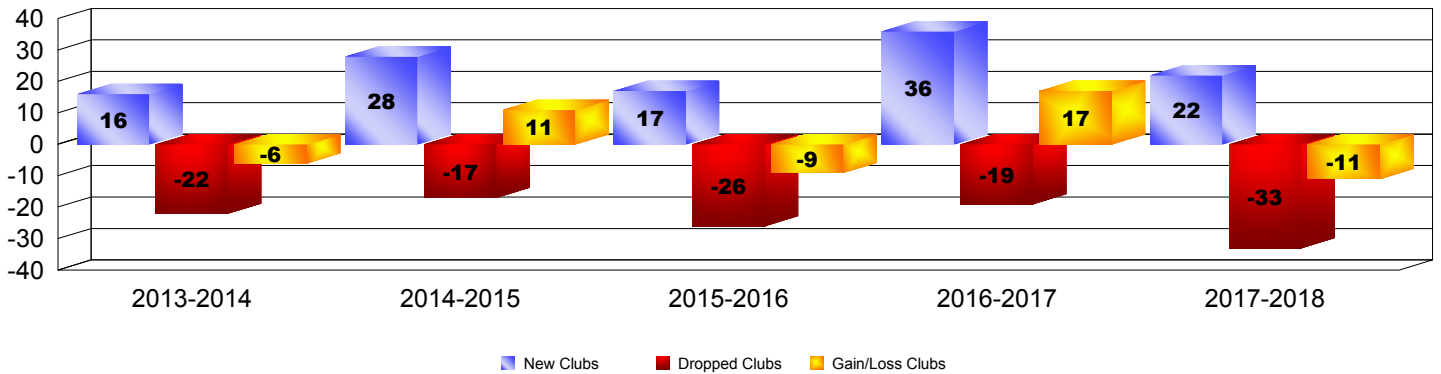
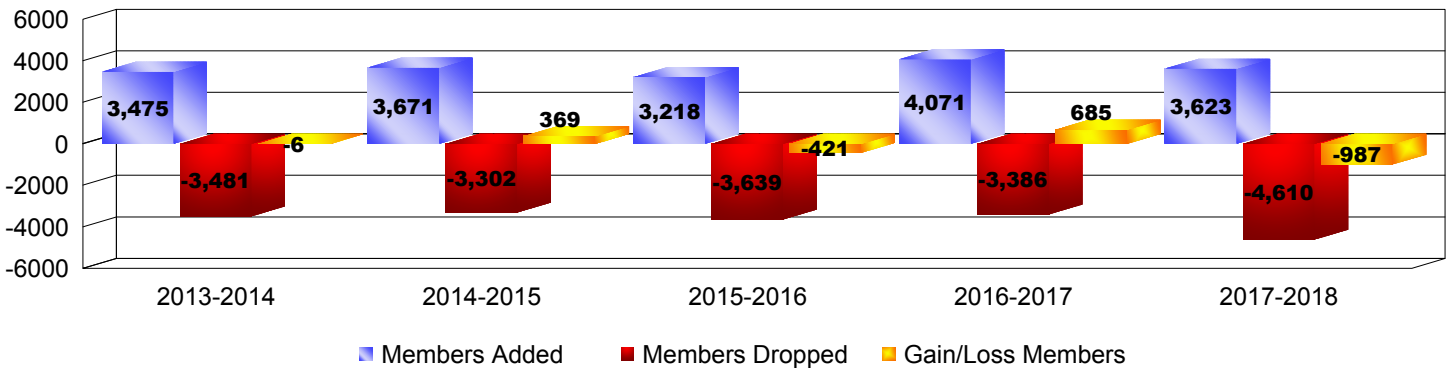


Year	New Clubs	Dropped Clubs	Gain/Loss Clubs	New Members	Charter Members	Reinstate Members	Transfer Members	Total Member Added	Total Members Dropped	Gain/Loss Members
2013-2014	16	-22	-6	2409	660	252	154	3475	-3481	-6
2014-2015	28	-17	11	2535	815	159	162	3671	-3302	369
2015-2016	17	-26	-9	2397	535	141	145	3218	-3639	-421
2016-2017	36	-19	17	2569	1172	197	133	4071	-3386	685
2017-2018	22	-33	-11	2542	687	224	170	3623	-4610	-987
Average	24	-23	0	2490	774	195	153	3612	-3684	-72

Clubs




Members



Membership Composition

June 2018 Cumulative



Gender Comparison

June 2018 Cumulative

